



# GLOBAL PARTNERSHIP *for* EDUCATION

## Identity Guidelines

To successfully create a strong and unified application of the logo, follow the graphic standards and usage guidelines included in this guide. If you have any questions about the guidelines or how to implement them, please contact us using the information on the final page.

The Logo Symbol	03
Logo with Wordmark	04
Logo with Wordmark plus Tagline	06
Logo with Wordmark plus URL	08
Black and White	10
Logo Size Restriction	11
Safety Margins	12
Unacceptable Uses of the Logo	14
Backgrounds	15
Colors	17
Secondary Colors	18
Typography	19
Web Typography	21
Contacts	23

# THE LOGO SYMBOL

The new identity of the Global Partnership for Education is a simplified book of five pages. The book is open and its pages fanned out, referencing the Global Partnership for Education's widespread goals for global education. The corners of the book's pages are rounded and the color choices are bright and cheerful, which adds a playful, childlike quality to the logo.

The design is versatile, as it allows for Global Partnership for Education's subsidiary branches to also be represented through different color schemes. Through the imagery of the book, it directly connotes the essential themes of education, learning, school.



# LOGO WITH WORDMARK

The three configurations of logo and wordmark on this page demonstrate the options that can be used:

- (top) logo with large wordmark
- (middle) logo with medium wordmark
- (bottom) logo with small wordmark underneath.

The orientation of text and/or logo should not be altered in any way otherwise.



French version



PARTENARIAT MONDIAL  
*pour* L'EDUCATION



PARTENARIAT  
MONDIAL *pour*  
L'EDUCATION



PARTENARIAT  
MONDIAL *pour*  
L'EDUCATION

# LOGO WITH WORDMARK plus TAGLINE

The three configurations on this page show the logo and wordmark with tagline. These are the three options to be utilized. The orientation of text and/or logo should not be altered in any way otherwise.



The French version of the logo with tagline only includes two options. It does not include a third option, since the arrangement was not suitable for the amount of text.



PARTENARIAT MONDIAL  
*pour* L'EDUCATION

*une éducation de qualité pour tous les enfants*



PARTENARIAT  
MONDIAL *pour*  
L'EDUCATION


*une éducation de qualité  
pour tous les enfants*

# LOGO WITH WORDMARK plus URL

The three configurations on this page show the logo and wordmark with URL. These are the three options to be utilized. The orientation of text and/or logo should not be altered in any way otherwise.



French version




# BLACK AND WHITE

The color version of the logo is preferred and we suggest using it in all cases possible. However, in the case of production limitations, photocopying or situations with third parties in which color is not available, the logo can appear in black and white (grayscale here).

It can appear in grayscale on a white background or on a black background.



GLOBAL  
PARTNERSHIP  
*for* EDUCATION



GLOBAL  
PARTNERSHIP  
*for* EDUCATION

# LOGO SIZE RESTRICTION

Respect the following size limits to ensure that the logo is used in a legible, effective and consistent manner in applications where it is to appear small. Note the minimum print and screen sizes. There is no maximum size.

## minimum print size



1/4" (0.6 cm)



1-1/2" (4 cm)



1-1/8" (3 cm)



5/8" (1.6 cm)

## minimum screen size



25 pixels



162 pixels




120 pixels



70 pixels

# SAFETY MARGINS

For most brand applications, the following illustration indicates the clear space that must be maintained on all sides of the logo. This is necessary for the logo to be perceived as separate from the other elements in the environment in which it appears. Please note: this rule applies to collateral materials such as stationery and print or video advertisements.



# SAFETY MARGINS

Margins for the three logo/wordmark configurations:






# UNACCEPTABLE USES OF THE LOGO

To ensure a consistent and appropriate brand identity, a general set of guidelines is outlined below. Remember, the Global Partnership for Education logo should never be modified in color, lettering or shape. Altering the logo in any way will give it a different appearance.

You should stay away from;

1. adding drop-shadow
2. stretching
3. adding an outline color
4. flipping the direction
5. changing the color
6. altering the shapes
7. introducing new elements
8. placing it within a shape



# BACKGROUNDS

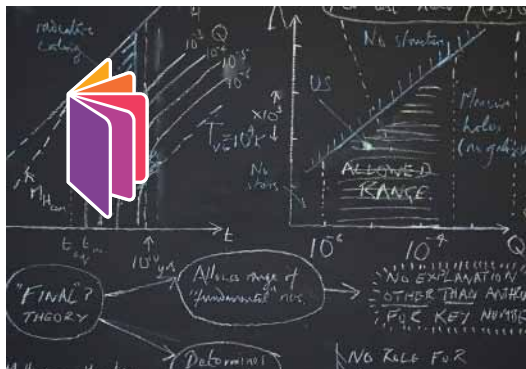

The logo should appear on a limited selection of background colors. These include colors found in the logo itself, white, black and gray.



# BACKGROUNDS

These backgrounds are not allowed:

- Busy backgrounds
- On a background without the logo's white outline
- In obstruction of a crucial element in an image



# COLORS

## CMYK (process color) for four-color printing

CMYK refers to the four inks used in some color printing: cyan, magenta, yellow, and key (black).

C	60	30	0	0	0
M	90	90	92	70	45
Y	5	5	50	90	100
K	0	0	0	0	0

## RGB Colors for Screen or projection

The RGB color model is an additive color model in which red, green, and blue light are combined.

R	128	180	238	242	249
G	63	62	57	111	166
B	145	143	95	49	26

## Web colors HEX

HEX	803f91	b43e8f	ee395f	f26f31	f9a51a
-----	--------	--------	--------	--------	--------

## Pantone Solid Matte

PANTONE	267U	247U	213U	158U	129U
---------	------	------	------	------	------

# SECONDARY COLORS

We developed a full spectrum of colors for the new identity of the Global Partnership for Education. These colors are bright and cheerful. We have also allowed for the usage of a secondary color scheme.



C	88	85	70	50	45	75	75	30	5
M	70	45	10	10	20	10	0	10	20
Y	25	5	0	20	35	50	100	100	100
K	10	0	0	0	0	0	0	0	0

R	52	18	20	126	147	46	57	190	243
G	84	123	177	188	176	170	181	197	199
B	130	185	231	198	167	150	74	49	22

H E X	345381	127bb8	14b0e6	7ebcc6	92afa6	2da995	38b449	bec531	f3c615
-------------	--------	--------	--------	--------	--------	--------	--------	--------	--------

P A N T	2945U	Process Blue U	306U	550U	5507U	3268U	375U	396M	7404U
------------------	-------	----------------	------	------	-------	-------	------	------	-------

# TYPOGRAPHY

The primary font to be used  
for titles is:

**Din Round.**

DIN Round Pro Light

The quick brown fox  
jumps over the lazy dog

Din Round Pro Medium

The quick brown fox  
jumps over the lazy dog

Din Round Pro Bold

The quick brown fox  
jumps over the lazy dog

**A B C**  
**defghijk**  
**lmnopqrstuvwxyz**  
**1234567890**

# TYPOGRAPHY

The secondary font to use  
for copy and body text is:  
Swift.

## Swift Regular

The quick brown fox  
jumps over the lazy dog

## Swift Italic

*The quick brown fox jumps  
over the lazy dog*

## Swift Bold

**The quick brown fox  
jumps over the lazy dog**

A B C  
d e f g h i j k  
l m n o p q r s t u v w x y z  
1 2 3 4 5 6 7 8 9 0

# WEB TYPOGRAPHY

For web use, the system fonts that will replace DIN Round and Swift are:  
**Arial and Georgia.**

**Arial Regular**

The quick brown fox  
jumps over the lazy dog

**Arial Bold**

**The quick brown fox  
jumps over the lazy dog**

**Georgia Regular**

The quick brown fox  
jumps over the lazy dog

*Georgia Italic*

*The quick brown fox  
jumps over the lazy dog*

**Georgia Bold**

**The quick brown fox  
jumps over the lazy  
dog**

A B C

d e f g h i j k

A B C

d e f g h i j k

The following image is an example of the correct application of the design IF the logo and wordmark must be separated.

- The logo must appear alone, with safety margins still respected
- The wordmark must appear in the correct color
- The wordmark or icon should not appear twice on the same surface
- Since the organization name and tagline are long, we suggest using those elements separately in equally prominent roles



# CONTACT

Questions? Need artwork?  
Need permissions for  
nonstandard use of the Global  
Partnership for Education  
branding elements?  
All questions regarding the logo  
usage are to be addressed using  
this contact information.

**Zago LLC**  
[info@zagollc.com](mailto:info@zagollc.com)

**Meighan Stone**  
[meighanstone@gmail.com](mailto:meighanstone@gmail.com)

**Yann Doignon**  
[ydoignon@globalpartnership.org](mailto:ydoignon@globalpartnership.org)