

ALLOCATION OF IMPLEMENTATION GRANTS BY PRIORITY AREAS UNDER GPE 2025 AND BY EDUCATION LEVELS

This document presents highlights of the GPE Secretariat’s analysis of grant allocation i) by thematic area and ii) by education level.

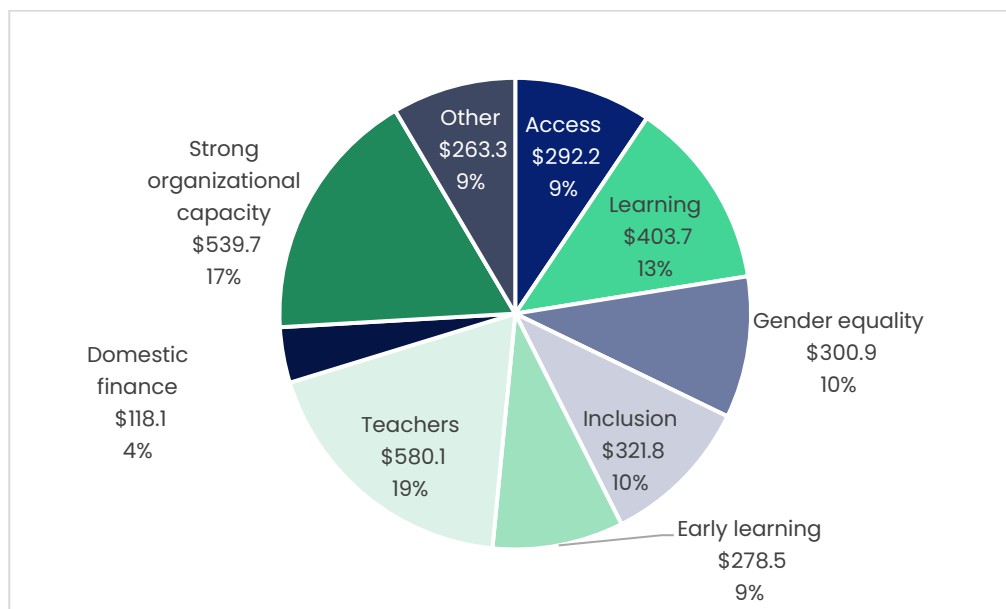
1. Thematic allocation by GPE 2025 priority areas

[GPE2025 Strategic Plan](#) has eight priority areas: access, learning, gender equality, inclusion, early learning, quality teaching, equity, efficiency and volume of domestic financing and strong organizational capacity. As a part of corporate monitoring, GPE Secretariat codes grant program documents to understand the extent to which these priority areas, as well as activities under each priority area, are supported by GPE’s grants. The analysis covers all active implementation grants and is updated regularly. The coding framework used for this analysis is available on [our website](#).

The results shown below cover 119 implementation grants (i.e. System transformation grants, Education sector program implementation grants (ESPIGs), Multipliers and Girls Education Accelerators) that were active at some point in fiscal year 2024.¹ The total grant amount for these 119 grants is \$3.1 billion.

Allocation by GPE 2025 eight priority areas

Figure 1 Estimated amount (in US\$ million) and proportion (%) supporting each of the eight priority areas under GPE2025



Note: The amount allocated to gender equality in this figure does not fully encompass the grant support to gender equality because one activity can benefit multiple priority areas, in which case the cost of the activity is split across those priority areas. See next section for the extent gender equality is integrated as policy objective in grants.

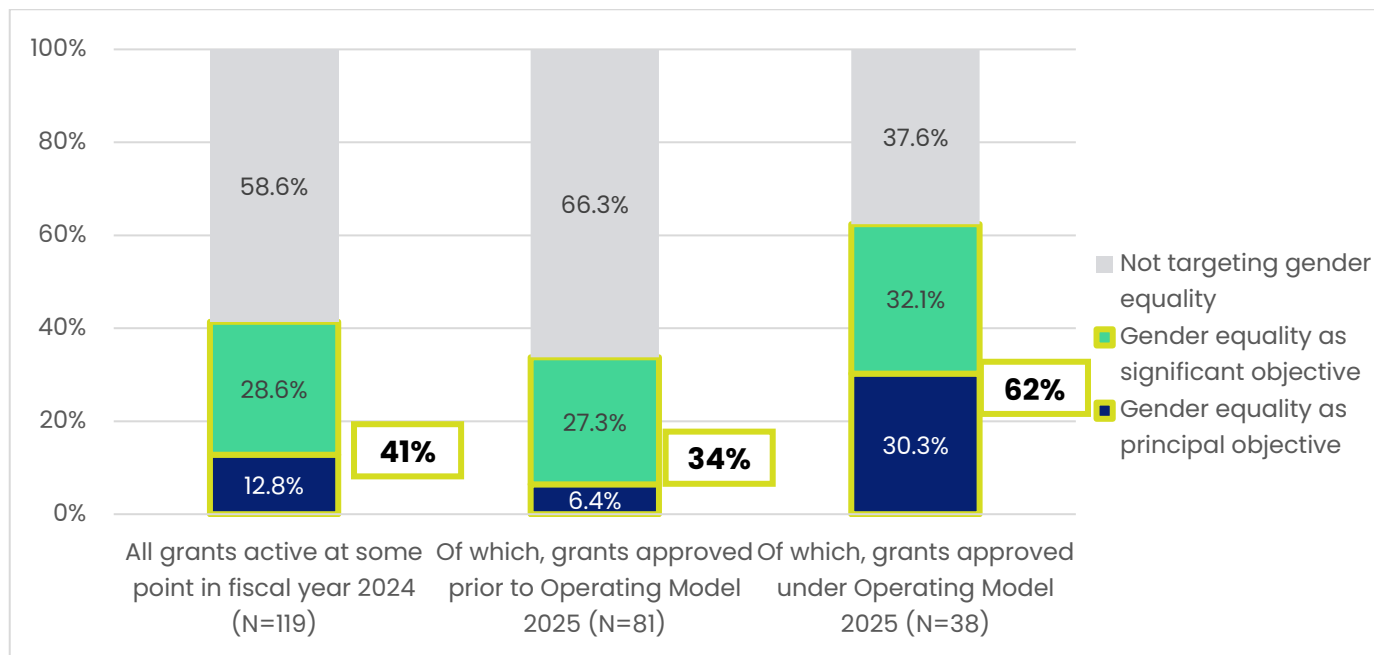
¹ From July 2023 to June 2024. These grants were approved between 2017 and 2024.

Gender equality in GPE grants²

In 2024, 87% of active grants (103 out of 119 grants) supports gender equality in at least one activity. For grants approved during GPE2025 operating model, gender equality is supported by all grants.

In terms of the volume of grant funding, 41% for active grant funding supports gender equality in 2024 (figure 2). The share of grant funding supporting gender equality increased from 34 percent for the grants approved before GPE2025 to 62 percent for those approved during GPE2025.

Figure 2 Share of grant amount supporting gender equality as an objective



Note: This figure is based on GPE Secretariat’s analysis of the extent to which gender equality is integrated as an objective in grants, according to its gender marker data. See Appendix E of Results Report 2023 for the details of the methodology. Grants approved prior to Operating Model 2025 are education sector program implementation grants, multipliers and accelerated funding grants approved between 2017 and 2023.

Climate change mitigation and adaptation in GPE grants

With the increased prevalence of extreme weather in GPE’s partner countries and worldwide, GPE grants increasingly support mitigation and adaptation measures for climate change. The proportion of grants supporting climate-related activities in the active grant portfolio increased from 25.2 percent (27 out of 107) in fiscal year 2022 to 41.2 percent (49 out of 119) in fiscal year 2024. Activities supported in this area can be broadly categorized into three areas: i) constructing and rehabilitating school infrastructure with the installation of renewable energy sources; ii) integrating climate/disaster risks and environmental issues into teaching and learning; and iii) improving system resilience.

² This section is based on analysis of GPE’s grant data according to gender marker system that was developed in 2024. See Annex E in GPE 2023 Results Report for methodology and section 4 of GPE 2025 grant codebook.

Grant support to selected areas

The information below shows the estimated amount (in US\$ million) and number of grants supporting selected thematic areas. For GPE grants' contribution to other thematic areas included in the [Codebook](#), please send an email to information@globalpartnership.org, with "grant coding" in the subject line.

Learning



Curriculum and learning standards

\$40.53 million 55 grants

Textbooks and learning materials

\$104.71 million 82 grants

Learning assessments

\$116.45 million 76 grants

Use of ICT/EdTech

\$97.95 million 74 grants

Teachers and teaching



Pre-service education

\$55.08 million 60 grants

In-service training

\$147.30 million 96 grants

Coaching and mentoring

\$52.56 million 56 grants

Teacher management

\$181.21 million 66 grants

Assessment of teaching quality

\$40.46 million 39 grants

Access



Education facility and infrastructure

\$188.49 million 75 grants

Cost of education

\$49.47 million 34 grants

Travel time to school

\$9.55 million 8 grants

Community outreach

\$32.22 million 59 grants

Gender Equality



Gender-responsive teaching and learning

\$57.61 million 54 grants

Gender-responsive health and hygiene

\$38.13 million 44 grants

School related gender-based violence

\$19.51 million 24 grants

Gender-responsive education infrastructure

\$70.10 million 44 grants

Inclusion



- Support to children with disabilities
\$114.76 million 79 grants
- Support to refugee education
\$21.11 million 11 grants
- Support to IDPs' education
\$10.70 million 23 grants
- Support to out-of-school children
\$21.14 million 29 grants
- Nutrition and school feeding
\$29.21 million 23 grants
- Health and hygiene
\$73.02 million 63 grants

System strengthening



- Coordination, dialogue and engagement
\$67.09 million 70 grants
- Planning and formulation of policies and strategies
\$80.77 million 78 grants
- Management and implementation
\$152.03 million 89 grants
- Monitoring, Evaluation and Learning
\$112.32 million 87 grants
- Education Management Information Systems
\$51.86 million 67 grants
- System capacity for education in emergencies
\$25.34 million 25 grants

Support to learning content areas:

Number of grants active at some point in fiscal year 2024 supporting selected content areas. Total number of grants active at some point in 2024 was **119**.

Foundational learning: 49 grants

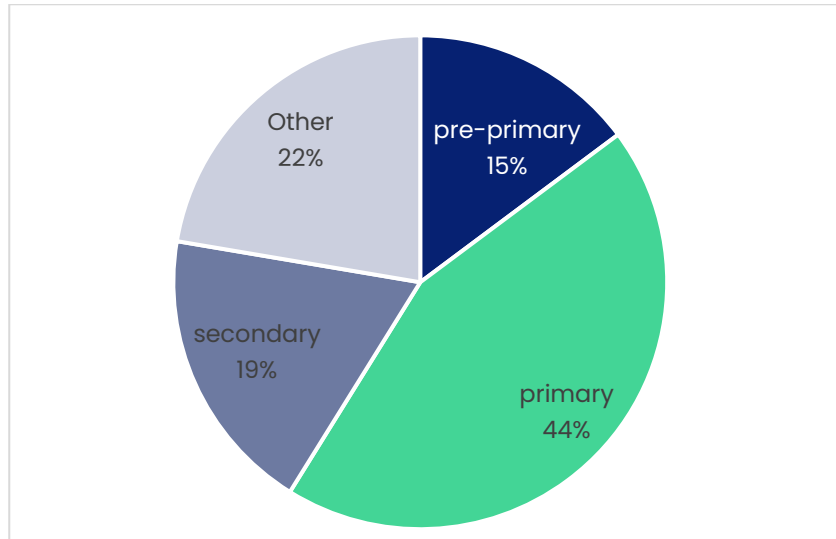
21st century skills: 20 grants

STEM education: 33 grants

Grant disbursement by education levels

Each year, GPE reports the estimated amount disbursed for different education levels to the Total Official Support to Sustainable Development (TOSSD) of Organization for Economic Co-operation and Development (OECD). The reporting covers all grants with some disbursement in calendar year 2023.

Figure 3 Proportion of grant amount disbursed to different education levels in calendar year 2023



Note: the proportion for preprimary education is different from the one presented in page 1 mainly because this figure uses disbursement and the figure in page one uses allocation (commitment).