

# Update on the Education Response to Rohingya Humanitarian Crisis

Prepared for GPE quarterly updates and captures situation as of  
October 2018  
January 2019  
April 2019

# EDUCATION SECTOR – Key figures JRP 2019

## CHILDREN AND YOUTH IN NEED



**696,400**

## Target of refugee children and youth: 393,012

3-14 YO: 341,072  
15-24 YO: 51,940

## Target of host community children and youth: 69,355

3-14 YO: 56,403  
15-24 YO: 12,952

## FUNDING REQUIREMENT



**\$59.5M**

## CHILDREN AND YOUTH TARGETED



**462,367**

**4,352** safe and equipped learning facilities

**230** schools benefitting from school/latrine rehabilitation

## Teachers Trained



**7,500**

## Alignment between Education Sector and ISCG objectives

### Objective 1: Access

**Edu Sector:** Expand and strengthen immediate access to equitable learning opportunities, in a safe and protective environment, for crisis-affected children and youth

### Objective 2: Quality

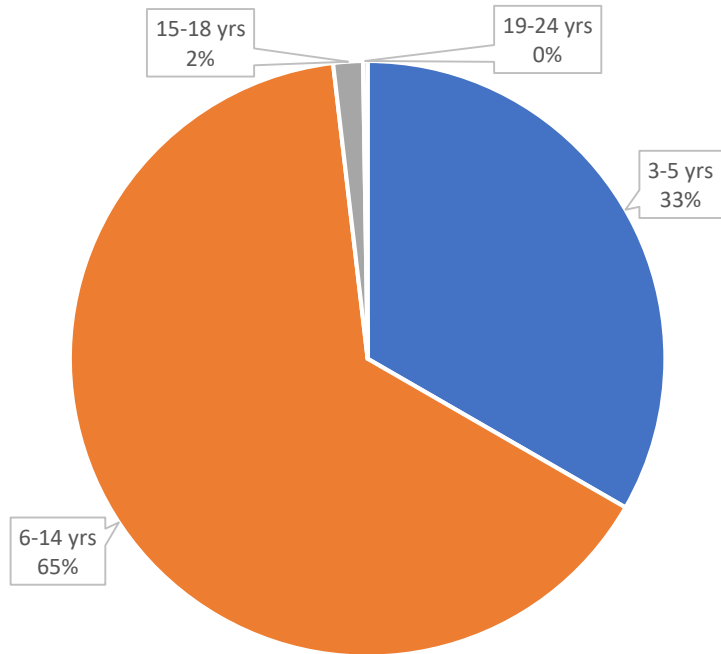
**Edu Sector:** Improve the quality of teaching and learning for children and youth, aligned with Education Sector standards, and increase teaching-related professional development opportunities

### Objective 3: Youth and Community participation

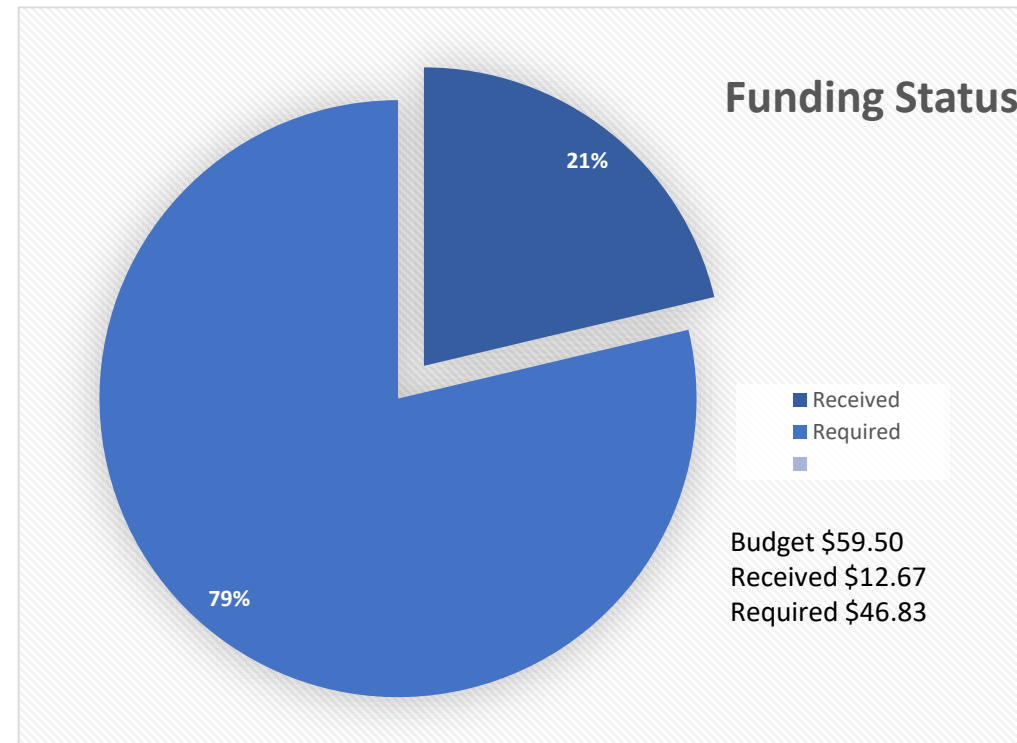
**Edu Sector:** Increase community participation and engagement in the education of children and youth

# EDUCATION SECTOR – Key figures JRP 2019

Beneficiary enrollment ratio by Ages  
(Host and Refugee)

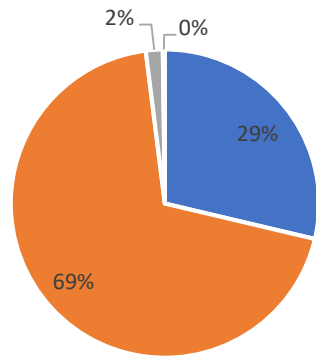


Funding Status



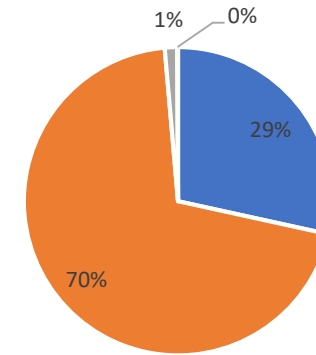
# EDUCATION SECTOR – Key figures JRP 2019

Beneficiary enrolment ratio by age,  
Jan 2019



■ 3 to 5 ■ 6 to 14 ■ 15 to 18 ■ 19 to 24

Beneficiary enrolment ratio by age,  
Oct 2018



■ 3 to 5 ■ 6 to 14 ■ 15 to 18 ■ 19 to 24

## Updates on the response – October 2018

Children Enrolled	Refugee	Host	Total
Total female Reached	96,814	28,690	251,543
Total Male Reached	97,715	28,324	
Total Remaining	220,471	57,986	278,457

Female Refugee Teacher	Male Refugee Teacher	Female Host Teacher	Male Host Teacher	Total
1,251	1,517	1,909	423	5,100

## Updates on the response – January 2019

Children Enrolled	Refugee	Host	Total
Total female Reached	110, 200	32,416	284,937
Total Male Reached	113,984	28, 337	
Total Remaining	168,828	8,602	177,430

Female Refugee Teacher	Male Refugee Teacher	Female Host Teacher	Male Host Teacher	Total
1,361	1,772	2,176	473	5,782

## Updates on the response – April 2019

Children Enrolled	Refugee	Host	Total
Total female Reached	134,533	30,450	331,677
Total Male Reached	138,449	28,245	
Total Remaining	120,030	10,660	130,690

Female Refugee Teacher	Male Refugee Teacher	Female Host Teacher	Male Host Teacher	Total
2,056	2,528	2,522	571	7,677