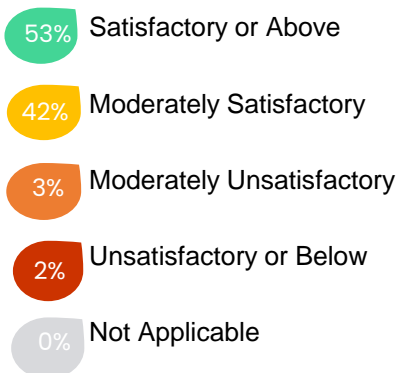


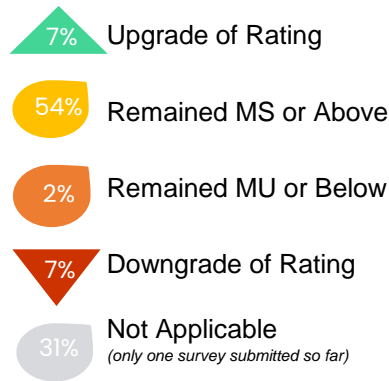
# COVID-19 ACCELERATED GRANTS: IMPLEMENTATION PROGRESS ESTIMATES

## A. IMPLEMENTATION PROGRESS RATINGS

Ratings: Current Reporting Period

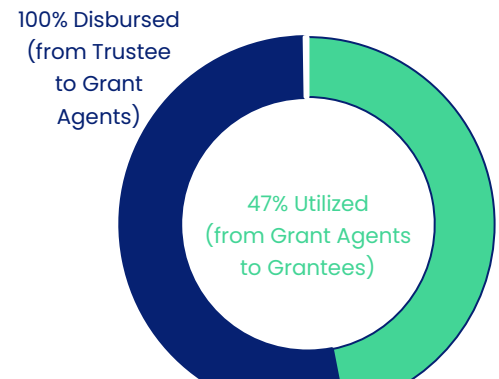


Progress/Change in Ratings



% of 59 grants (in each rating group)

## B. DISBURSEMENT VS UTILIZATION



A cumulative amount of US\$ 399 million was disbursed of which GAs reported that US\$ 188 million were utilized out of a total of US\$400 million approved (for 59 out of 66 COVID-19 accelerated grants.)

## C. SUMMARY OF PROGRESS

- 59 out of 66 grants have at least one progress survey submitted by the respective Grant Agent and reviewed by the Secretariat for reporting progress made during the reporting period against outcomes and outputs planned.
- Grouping current implementation progress ratings show that 56 grants report their most progress rating as Moderately Satisfactory or above, and only 3 grants Moderately Unsatisfactory or below.
- Some summary results are that 95% (56 of 59) of grants include distance/ home-based learning programs to support children during COVID-19. Similarly, 69% (41 of 59) of grants include distance/ home-based teaching programs to support teachers during COVID-19.

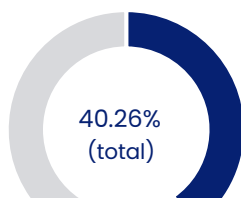
## E. IMPACT STORIES

The surveys provided stories of how GPE's response to COVID-19 has supported continued learning specially for the most marginalized. [Click here to view these stories.](#)

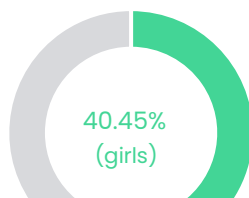
## F. REPORTING ON CORE INDICATORS AGAINST TARGETS

### 1. MITIGATION AND RESPONSE

**Children** supported with distance/ home-based learning programs

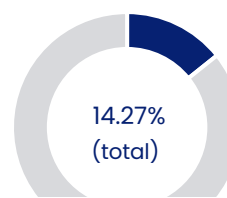


■ A cumulative 40.41 million out of a total of 100.36 million children targeted have been reached. (n= 52 grants w/ data available)

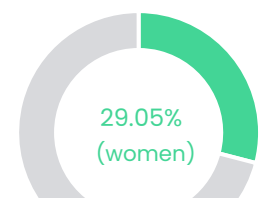


■ A cumulative 15.72 million out of a total of 38.87 million girls targeted have been reached. (n= 46 grants w/ data available)

**Teachers** supported with distance/ home-based teaching programs

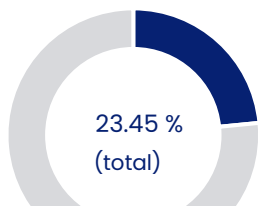


■ A cumulative 0.17 million out of a total of 1.18 million teachers targeted have been reached. (n= 40 grants w/ data available)

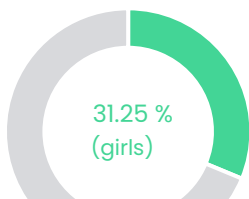


■ A cumulative 0.06 million out of a total of 0.21 million women teachers targeted have been reached. (n= 26 grants w/ data available)

**Children** provided access to school meal and nutrition programs and/or hygiene and sanitation kits

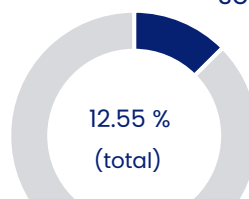


■ A cumulative 1.86 million out of a total of 7.92 million children targeted have been reached.  
(n= 21 grants w/ data available)

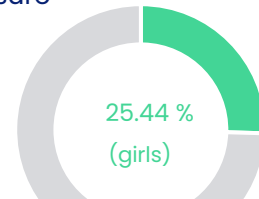


■ A cumulative 0.73 million out of a total of 2.32 million girls targeted have been reached.  
(n= 15 grants w/ data available)

**Children** provided with sensitization campaigns to minimize psychosocial impact, gender-based violence, and unequal social norms due to school closure



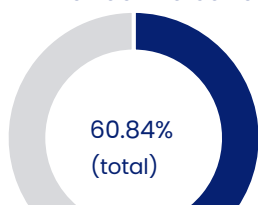
■ A cumulative 4.22 million out of a total of 33.65 million children targeted have been reached.  
(n= 33 grants w/ data available)



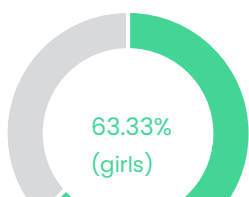
■ A cumulative 2.11 million out of a total of 8.27 million girls targeted have been reached.  
(n= 24 grants w/ data available)

## 2. RECOVERY

**Children** previously enrolled who return to school once the school system is reopened

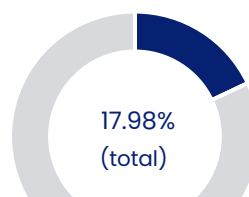


■ A cumulative 51.48 million out of a total of 84.62 million children targeted have been reached.  
(n= 31 grants w/ data available)

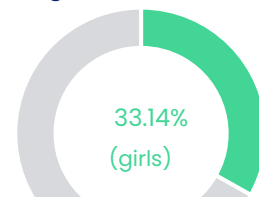


■ A cumulative 25.57 million out of a total of 40.38 million girls targeted have been reached.  
(n= 30 grants w/ data available)

**Children** whose learning was assessed to evaluate loss of learning during school closure

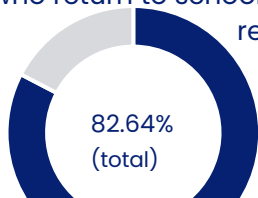


■ A cumulative 3.2 million out of a total of 17.8 million children targeted have been reached.  
(n= 16 grants w/ data available)

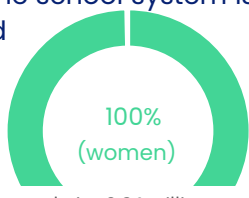


■ A cumulative 1.56 million out of a total of 4.69 million girls targeted have been reached.  
(n= 10 grants w/ data available)

**Officials and teachers** in grant-supported schools who return to school once the school system is reopened

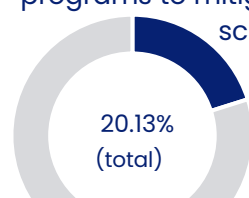


■ A cumulative 0.73 million out of a total of 0.88 million teachers targeted have been reached.  
(n= 17 grants w/ data available)

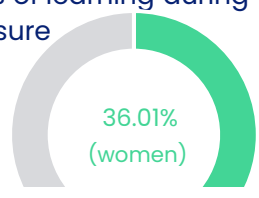


■ A cumulative 0.34 million out of a total of 0.34 million women teachers targeted have been reached.  
(n= 15 grants w/ data available)

**Teachers** trained to provide accelerated programs to mitigate loss of learning during school closure

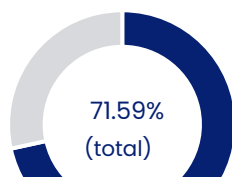


■ A cumulative 0.07 million out of a total of 0.32 million teachers targeted have been reached.  
(n= 17 grants w/ data available)



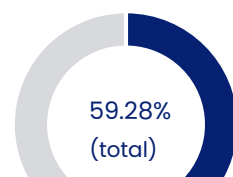
■ A cumulative 0.03 million out of a total of 0.09 million women teachers targeted have been reached.  
(n= 9 grants w/ data available)

**Grant-supported schools** reopened once the school system is reopened



■ A cumulative 0.12 million out of a total of 0.16 million schools targeted have been reached.  
(n= 21 grants w/ data available)

**Grant-supported schools** equipped with minimum hygiene standards for the prevention of COVID-19



■ A cumulative 0.09 million out of a total of 0.16 million schools targeted have been reached.  
(n= 45 grants w/ data available)

*Technical notes: This report presents information from partner countries collected through progress surveys. This data is based on 59 grants from which complete progress surveys were received and reviewed as of end of May; there are 66 grants in total. Values reported in Section F may be updated as most recent data becomes available, particularly for disaggregation by sex. The sample for grants reporting gender disaggregated data is smaller for all indicators, therefore the number of girls reached and targeted is undercounted.*

N= Total of 59 grants included in this report (Afghanistan, Benin, Bhutan, Burundi, Cabo Verde, Cambodia, Cameroon, Central African Republic, Comoros, Congo DR, Congo Rep, Cote d'Ivoire, Djibouti, OECS, Ethiopia, Gambia, Ghana, Guinea, Guinea Bissau, Guyana, Haiti, Kenya, Kiribati, Lao PDR, Lesotho, Liberia, Madagascar, Malawi, Maldives, Marshall Islands, Mauritania, Micronesia, Mozambique, Myanmar, Nicaragua, Niger, Nigeria, Pakistan, Rwanda, Samoa, Sao Tome and Principe, Senegal, Sierra Leone, Solomon Islands, Somalia -FGS, Somalia -Puntland, Somalia -Somaliland, South Sudan, Sudan, Tanzania- Mainland, Tanzania- Zanzibar, Timor-Leste, Togo, Tonga, Tuvalu, Uganda, Vanuatu, Zambia, Zimbabwe.)

[Click here to view the guidance on monitoring and evaluation of grants financed through the GPE COVID-19 AF window.](#)